

TF35

L'ÉPÉE 1839

INSPIRATION

Drawing inspiration from iconic 1920s and 1930s race cars, the TF35 pays homage to a legendary racing machine that is perhaps considered the greatest race car of all time. It was renowned for its advanced engineering with a perfect harmony of lightness and power, achieving the fastest speeds of its era. With its creations, L'Épée 1839 too, is on an endless quest to push the boundaries of creativity and engineering

The TF35 is more than just a kinetic sculpture that tells time; it is the ultimate gentleman's accessory. With a simple activation of the handbrake, its V8-engine is released, revealing a beautifully hidden gas cigar torch within.

In today's fast-paced world, L'Épée 1839 invites you to take a moment for yourself and appreciate the great moments and small luxuries in life.



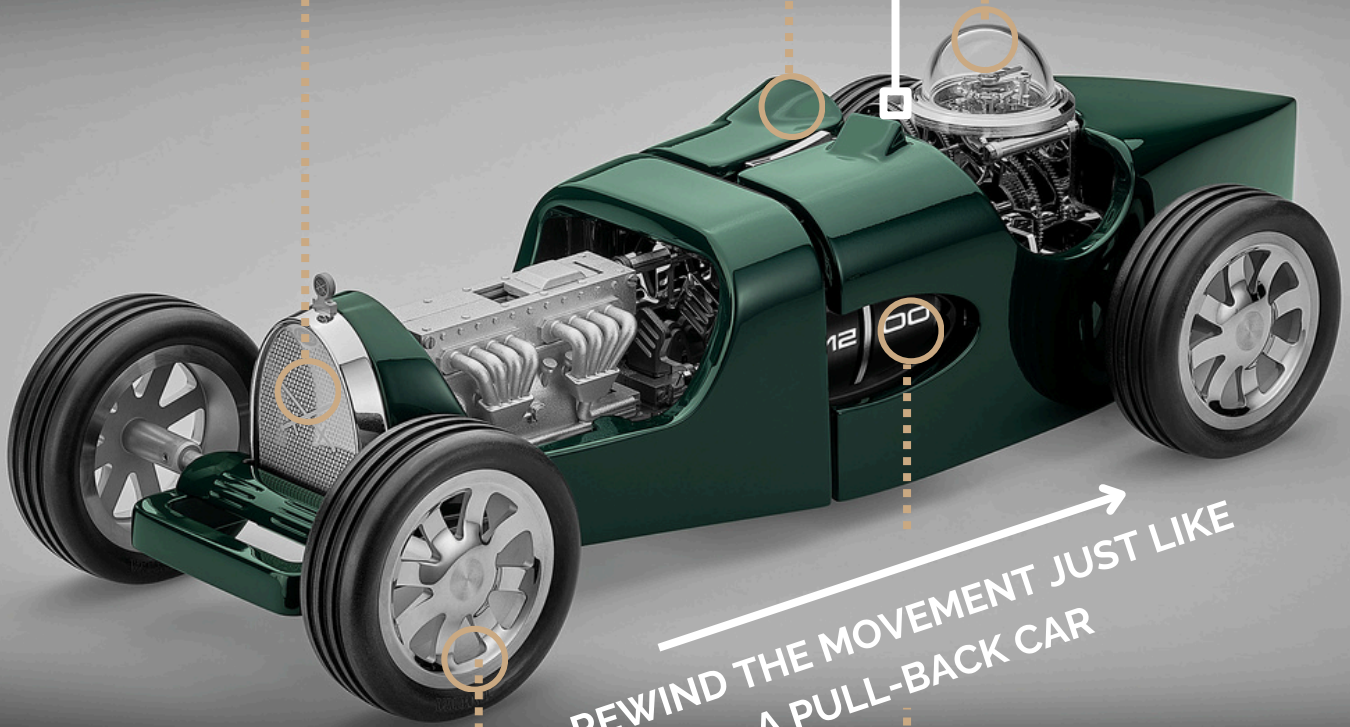


The three spoke steering wheel works as the time setting key

The escapement and the balance wheel are under a glass dome symbolizing the pilot

1930's-inspired race car radiator grill


Alluminum bodywork with automotive lacquer - each color recalls a specific race team/country



REWIND THE MOVEMENT JUST LIKE A PULL-BACK CAR

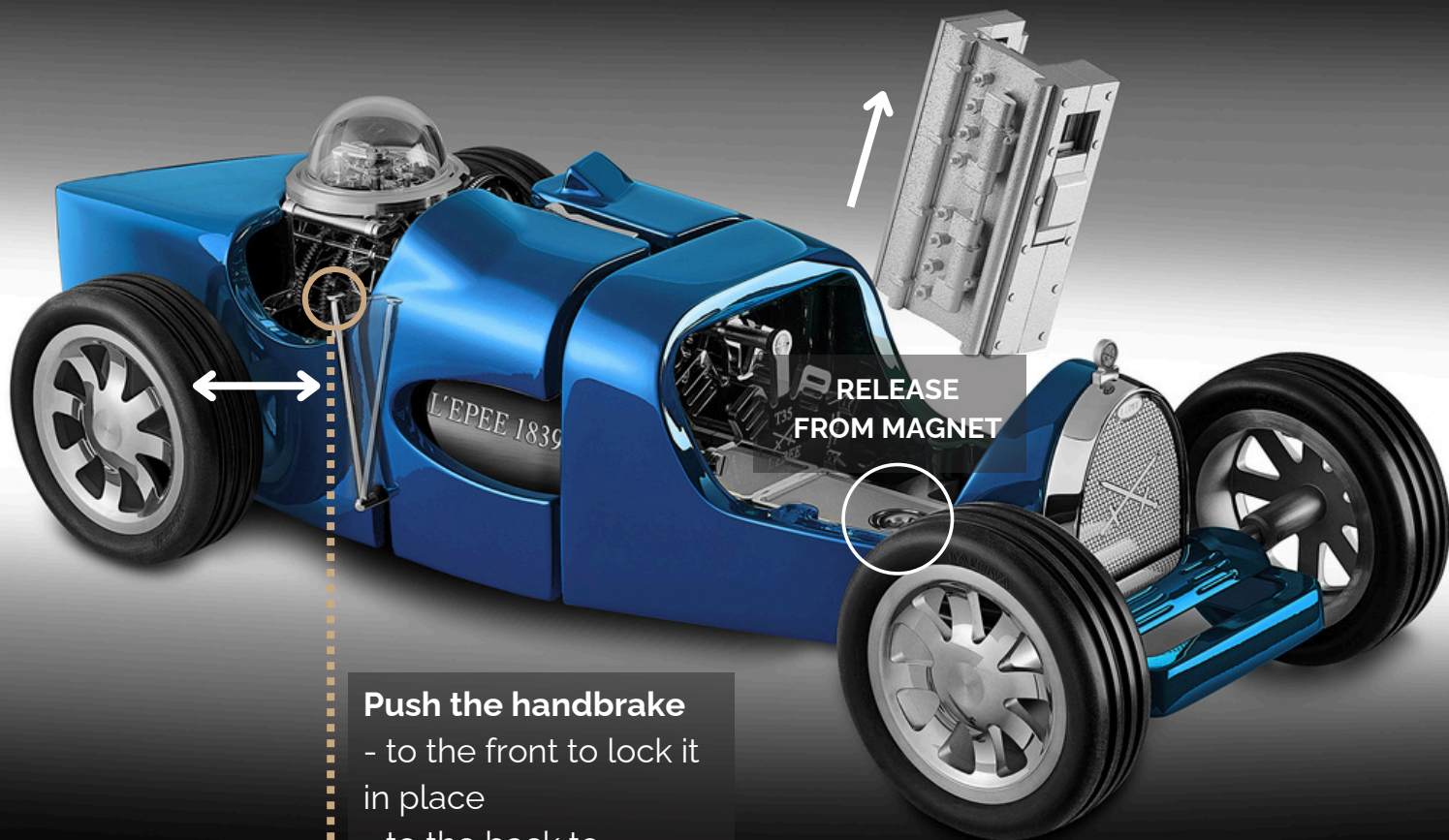
Iconic large spoked wheels with embedded foam

Hours and minutes displayed on the side resembling a typical competition number




GAS CIGAR LIGHTER HIDDEN INSIDE THE ENGINE


Push to the back: to release the engine
and reveal the lighter. The lighter is
placed on a magnet. Push to the front:
to lock the lighter back in place




Push the handbrake
- to the front to lock it
in place
- to the back to
release the engine




French Racing Blue - 74.6014/400



'Red' Rosso Corsa - 74.6014/600



British Racing Green - 74.6014/300



Obsidian Black - 74.6014/200

TF35

L'ÉPÉE 1839

LIMITED EDITION

100 pieces per version - 4 colors

MOVEMENT

8 day L'Épée 1839 In-House

DIMENSIONS & WEIGHT

44 l x 18 w x 12 h cm

4.5 kg

MATERIALS

Nickel and palladium-plated brass,
stainless steel

Blown glass dome
bodywork in aluminum - automotive
lacquer

Tires in hard-wearing rubber

FINISHING

Polishing and sand-blasting, satin
finished parts


L'ÉPÉE
1839

KEY SELLING POINTS

TF35

- The TF35 represents the ideal gentleman's desk accessory.
- **Design Inspiration:** A tribute to the legendary racing machine, once the fastest of its time and a marvel of engineering.
- **Vintage Racing Car Aesthetics:** Echoing 1920–30s V8 race cars, the TF35 showcases:
 - Sleek lines, long hood with a 1930s-style radiator grill; large spoked wheels with foam inserts; side time display mimicking competition numbers; glass dome housing the escapement, symbolizing the driver—precision at the wheel
- **Spectacular Movement:** In-house movement with an 8-day power reserve, integrated into the aluminum curves.
- **Playful Features:** Wound like a pull-back toy car. The steering wheel sets the time, and the handbrake activates a V8-style engine concealing a gas cigar torch.
- **Craftsmanship:** Solid aluminum bodywork with automotive lacquer, each color linked to a historic race team or country. Every part is hand-finished with polished, satin, or sandblasted textures.

